


Taxi / Grab





- 1) Indicate the drop off location: **“Fairmont Singapore”**
- 2) Enter Fairmont lobby via Beach Road.
- 3) Alight at vehicle drop off point at Fairmont Singapore driveway (no parking allowed).
- 4) Once enter, keep left, and head towards the way the directions to **“South Tower”**
- 5) Take the elevator to **Level 4**
- 6) Upon exiting the lift lobby, turn right twice and head straight.
- 7) You should see the registration area at the end



Driving

- 1) Nearest Carpark will be at [Raffles City Shopping Centre](#) and recommended parking area is in the **Green/ Blue Zones**.
- 2) Enter to the lift landing and take the lift to **Level 1**
- 3) You will see the shop **Cortina Watch** when you exit the lift.
- 4) **Turn right** when you see the escalator at TWG and take 3 flights of escalators up to **Level 4** and you will have arrived at the Convention Centre
- 5) Head across the lobby, and keep straight.
- 6) You should see the registration area at the end

Raffles City Shopping Centre Parking Rates:
[Visit Us | CapitaLand Malls](#)



MRT – City Hall

- 1) Upon exiting the gantry, take the escalator at **Exit A**
- 2) Enter the shopping mall, turn Right when you see Guerlian
- 3) Look for **Rolex**, and look for the **Raffles City Concerige**
- 4) **Turn right** and follow the signage to Swissotel the Stamford
- 5) **Turn right** when you see the escalator at TWG and take 3 flights of escalators up to Level 4 and you will have arrived at the Convention Centre
- 6) Head across the lobby, and keep straight.
- 7) You should see the registration area at the end

